











**1. Current status:**

		Response Percent	Response Count
Faculty		38.5%	15
Administration		10.3%	4
Staff		59.0%	23
answered question			39
skipped question			0

**2. The mission & goals statements of PDCCC are clearly defined.**

		Response Percent	Response Count
Strongly Agree		35.9%	14
Agree		61.5%	24
Neutral		0.0%	0
Disagree		2.6%	1
Strongly Disagree		0.0%	0
answered question			39
skipped question			0

**3. The actions of all components of the college are consistent with those required by its mission statement**

		Response Percent	Response Count
Strongly Agree		15.8%	6
<b>Agree</b>		<b>52.6%</b>	<b>20</b>
Neutral		18.4%	7
Disagree		13.2%	5
Strongly Disagree		0.0%	0
<b>answered question</b>			<b>38</b>
<b>skipped question</b>			<b>1</b>






**4. The following institutional practices are adequate and appropriate to the college's mission:**

	<b>Strongly Agree</b>	<b>Agree</b>	<b>Neutral</b>	<b>Disagree</b>	<b>Strongly Disagree</b>	<b>Response Count</b>
Planning and Evaluation Practices	28.6% (10)	<b>40.0% (14)</b>	20.0% (7)	8.6% (3)	2.9% (1)	35
Research and Assessment	29.4% (10)	<b>50.0% (17)</b>	20.6% (7)	0.0% (0)	0.0% (0)	34
Educational Programs	26.5% (9)	<b>61.8% (21)</b>	5.9% (2)	5.9% (2)	0.0% (0)	34
Developmental Studies	31.4% (11)	<b>51.4% (18)</b>	11.4% (4)	5.7% (2)	0.0% (0)	35
Distance Learning Courses	22.9% (8)	<b>60.0% (21)</b>	5.7% (2)	11.4% (4)	0.0% (0)	35
Distance Learning Online Student Development Services	27.3% (9)	<b>39.4% (13)</b>	21.2% (7)	9.1% (3)	3.0% (1)	33
READI Computer Literacy Assessment for Online Courses	<b>36.4% (12)</b>	33.3% (11)	27.3% (9)	3.0% (1)	0.0% (0)	33
Quality Matters Standards for Online Courses	27.8% (10)	27.8% (10)	<b>30.6% (11)</b>	11.1% (4)	2.8% (1)	36
Computer Labs	<b>42.9% (15)</b>	<b>42.9% (15)</b>	11.4% (4)	2.9% (1)	0.0% (0)	35
Computer Lab Assistance Coverage	31.4% (11)	<b>45.7% (16)</b>	11.4% (4)	11.4% (4)	0.0% (0)	35
Blackboard Learning Management System (LMS)	<b>47.2% (17)</b>	33.3% (12)	13.9% (5)	5.6% (2)	0.0% (0)	36
My VCCS Help Button for Blackboard/Email	<b>41.2% (14)</b>	32.4% (11)	23.5% (8)	2.9% (1)	0.0% (0)	34
Classrooms	22.9% (8)	<b>45.7% (16)</b>	17.1% (6)	14.3% (5)	0.0% (0)	35
Library	27.8% (10)	<b>44.4% (16)</b>	16.7% (6)	11.1% (4)	0.0% (0)	36
Library Help Button on Blackboard to Access Resources	<b>37.5% (12)</b>	<b>37.5% (12)</b>	21.9% (7)	3.1% (1)	0.0% (0)	32
Learning Assistance & Testing Center (LATC)	<b>36.4% (12)</b>	30.3% (10)	27.3% (9)	6.1% (2)	0.0% (0)	33
Faculty Advising	17.1% (6)	<b>51.4% (18)</b>	22.9% (8)	5.7% (2)	2.9% (1)	35
Counseling Services	25.0% (9)	<b>36.1% (13)</b>	22.2% (8)	13.9% (5)	2.8% (1)	36





Career Planning and Job Placement	14.7% (5)	<b>47.1% (16)</b>	23.5% (8)	11.8% (4)	2.9% (1)	34
Tutoring Services	22.2% (8)	<b>50.0% (18)</b>	16.7% (6)	8.3% (3)	2.8% (1)	36
Student Activities	22.2% (8)	<b>52.8% (19)</b>	19.4% (7)	5.6% (2)	0.0% (0)	36
Financial Aid	21.1% (8)	<b>50.0% (19)</b>	13.2% (5)	13.2% (5)	2.6% (1)	38
Physical Resources	8.6% (3)	<b>54.3% (19)</b>	20.0% (7)	11.4% (4)	5.7% (2)	35
Bookstore	40.5% (15)	<b>48.6% (18)</b>	8.1% (3)	2.7% (1)	0.0% (0)	37
Recruitment Activities	14.3% (5)	<b>40.0% (14)</b>	25.7% (9)	14.3% (5)	5.7% (2)	35
Retention Efforts	14.3% (5)	<b>45.7% (16)</b>	20.0% (7)	17.1% (6)	2.9% (1)	35
Administrative Processes	20.6% (7)	<b>32.4% (11)</b>	23.5% (8)	11.8% (4)	11.8% (4)	34
Admission Procedures	13.9% (5)	<b>52.8% (19)</b>	13.9% (5)	16.7% (6)	2.8% (1)	36
Workforce Development Services	27.0% (10)	<b>56.8% (21)</b>	13.5% (5)	0.0% (0)	2.7% (1)	37
PDCCC Educational Foundation	26.5% (9)	<b>47.1% (16)</b>	23.5% (8)	2.9% (1)	0.0% (0)	34
Telephone Switchboard Services	22.2% (8)	<b>38.9% (14)</b>	19.4% (7)	13.9% (5)	5.6% (2)	36
Vending Machine Services	20.6% (7)	<b>47.1% (16)</b>	20.6% (7)	5.9% (2)	5.9% (2)	34
Administrative Computing Services	38.2% (13)	<b>44.1% (15)</b>	17.6% (6)	0.0% (0)	0.0% (0)	34
School Dude Help Desk	35.1% (13)	<b>51.4% (19)</b>	13.5% (5)	0.0% (0)	0.0% (0)	37
Computer Security	37.8% (14)	<b>56.8% (21)</b>	5.4% (2)	0.0% (0)	0.0% (0)	37
Human Resources Services	25.7% (9)	<b>48.6% (17)</b>	17.1% (6)	5.7% (2)	2.9% (1)	35
Payroll Office Services	35.1% (13)	<b>48.6% (18)</b>	13.5% (5)	2.7% (1)	0.0% (0)	37
Business Office (Tuition Payment)	32.4% (11)	<b>47.1% (16)</b>	17.6% (6)	2.9% (1)	0.0% (0)	34
Business Office (Purchasing)	20.0% (7)	<b>37.1% (13)</b>	20.0% (7)	14.3% (5)	8.6% (3)	35
Business Office (e-VA Procurement System)	17.6% (6)	<b>38.2% (13)</b>	26.5% (9)	8.8% (3)	8.8% (3)	34
Inside Maintenance of Building	27.8% (10)	<b>47.2% (17)</b>	22.2% (8)	2.8% (1)	0.0% (0)	36
Outside Maintenance of Grounds	29.7% (11)	<b>48.6% (18)</b>	16.2% (6)	5.4% (2)	0.0% (0)	37
Campus Security	36.8% (14)	<b>44.7% (17)</b>	7.9% (3)	7.9% (3)	2.6% (1)	38

PDCCC Alert for Emergency Messages	<b>54.1% (20)</b>	35.1% (13)	8.1% (3)	2.7% (1)	0.0% (0)	37
PDCCC Video Surveillance System	33.3% (12)	<b>41.7% (15)</b>	16.7% (6)	5.6% (2)	2.8% (1)	36
Outside Lighting	25.0% (9)	<b>52.8% (19)</b>	5.6% (2)	11.1% (4)	5.6% (2)	36
Parking Lot	24.3% (9)	<b>59.5% (22)</b>	10.8% (4)	2.7% (1)	2.7% (1)	37
Clerical Support	16.7% (6)	<b>44.4% (16)</b>	22.2% (8)	13.9% (5)	2.8% (1)	36
Customer Service	18.9% (7)	<b>45.9% (17)</b>	16.2% (6)	16.2% (6)	2.7% (1)	37
<b>answered question</b>						<b>38</b>
<b>skipped question</b>						<b>1</b>






### 5. The service-area community is aware of the programs offered at PDCCC.

		Response Percent	Response Count
Strongly Agree		2.6%	1
<b>Agree</b>		<b>43.6%</b>	<b>17</b>
Neutral		20.5%	8
Disagree		30.8%	12
Strongly Disagree		2.6%	1
<b>answered question</b>			<b>39</b>
<b>skipped question</b>			<b>0</b>





## 6. Planning and assessment are systematic and appropriate for PDCCC.

		Response Percent	Response Count
Strongly Agree		10.5%	4
<b>Agree</b>		<b>47.4%</b>	<b>18</b>
Neutral		31.6%	12
Disagree		10.5%	4
Strongly Disagree		0.0%	0
<b>answered question</b>			<b>38</b>
<b>skipped question</b>			<b>1</b>





## 7. Assessment results are used for the improvement of programs and services.

		Response Percent	Response Count
Strongly Agree		10.5%	4
<b>Agree</b>		<b>57.9%</b>	<b>22</b>
Neutral		21.1%	8
Disagree		7.9%	3
Strongly Disagree		2.6%	1
<b>answered question</b>			<b>38</b>
<b>skipped question</b>			<b>1</b>




**8. Relevant information from institutional research, such as that required for decision-making, is readily available.**

		Response Percent	Response Count
Strongly Agree		10.8%	4
<b>Agree</b>		<b>56.8%</b>	<b>21</b>
Neutral		27.0%	10
Disagree		5.4%	2
Strongly Disagree		0.0%	0
<b>answered question</b>			<b>37</b>
<b>skipped question</b>			<b>2</b>




**9. Any requests I made to Assessment & Institutional Research were completed in a timely manner.**

		Response Percent	Response Count
Strongly Agree		29.4%	10
<b>Agree</b>		<b>41.2%</b>	<b>14</b>
Neutral		26.5%	9
Disagree		2.9%	1
Strongly Disagree		0.0%	0
<b>answered question</b>			<b>34</b>
<b>skipped question</b>			<b>5</b>

**10. Any request materials that I received were prepared in a useful and practical manner.**





		Response Percent	Response Count
Strongly Agree		19.4%	7
<b>Agree</b>		<b>50.0%</b>	<b>18</b>
Neutral		30.6%	11
Disagree		0.0%	0
Strongly Disagree		0.0%	0
<b>answered question</b>			<b>36</b>
<b>skipped question</b>			<b>3</b>

**11. I am satisfied with my access to the office of Assessment & Institutional Research.**





		Response Percent	Response Count
Strongly Agree		18.9%	7
<b>Agree</b>		<b>59.5%</b>	<b>22</b>
Neutral		21.6%	8
Disagree		0.0%	0
Strongly Disagree		0.0%	0
<b>answered question</b>			<b>37</b>
<b>skipped question</b>			<b>2</b>








**12. Overall Assessment & Institutional Research operations at PDCCC are a significant part in making college improvements.**

		Response Percent	Response Count
Strongly Agree		16.2%	6
<b>Agree</b>		<b>56.8%</b>	<b>21</b>
Neutral		21.6%	8
Disagree		5.4%	2
Strongly Disagree		0.0%	0
<b>answered question</b>			<b>37</b>
<b>skipped question</b>			<b>2</b>






**13. The current catalog, brochures and fliers accurately and truthfully portray PDCCC.**

		Response Percent	Response Count
Strongly Agree		21.6%	8
<b>Agree</b>		<b>64.9%</b>	<b>24</b>
Neutral		10.8%	4
Disagree		2.7%	1
Strongly Disagree		0.0%	0
<b>answered question</b>			<b>37</b>
<b>skipped question</b>			<b>2</b>




**14. The recruiting activities used by PDCCC accurately and truthfully portray the institution and reach all members of the community.**

		Response Percent	Response Count
Strongly Agree		5.4%	2
Agree		37.8%	14
<b>Neutral</b>		<b>43.2%</b>	<b>16</b>
Disagree		10.8%	4
Strongly Disagree		2.7%	1
<b>answered question</b>			<b>37</b>
<b>skipped question</b>			<b>2</b>





**15. Student recruitment is a faculty responsibility.**

		Response Percent	Response Count
Strongly Agree		5.1%	2
<b>Agree</b>		<b>38.5%</b>	<b>15</b>
Neutral		17.9%	7
Disagree		28.2%	11
Strongly Disagree		10.3%	4
<b>answered question</b>			<b>39</b>
<b>skipped question</b>			<b>0</b>






**16. Placement testing is an important element of the PDCCC developmental program.**

		Response Percent	Response Count
Strongly Agree		38.5%	15
<b>Agree</b>		<b>51.3%</b>	<b>20</b>
Neutral		10.3%	4
Disagree		0.0%	0
Strongly Disagree		0.0%	0
<b>answered question</b>			<b>39</b>
<b>skipped question</b>			<b>0</b>





**17. The admission and retention policies are not compromised to maintain a desired enrollment.**

		Response Percent	Response Count
Strongly Agree		10.5%	4
<b>Agree</b>		<b>52.6%</b>	<b>20</b>
Neutral		23.7%	9
Disagree		13.2%	5
Strongly Disagree		0.0%	0
<b>answered question</b>			<b>38</b>
<b>skipped question</b>			<b>1</b>






### 18. Faculty have a responsibility to try to contact students with poor attendance.

		Response Percent	Response Count
Strongly Agree		18.4%	7
<b>Agree</b>		<b>55.3%</b>	<b>21</b>
Neutral		7.9%	3
Disagree		13.2%	5
Strongly Disagree		5.3%	2
<b>answered question</b>			<b>38</b>
<b>skipped question</b>			<b>1</b>





### 19. Cooperative class assignments are beneficial to students

		Response Percent	Response Count
Strongly Agree		18.4%	7
<b>Agree</b>		<b>57.9%</b>	<b>22</b>
Neutral		18.4%	7
Disagree		5.3%	2
Strongly Disagree		0.0%	0
<b>answered question</b>			<b>38</b>
<b>skipped question</b>			<b>1</b>





**20. Service Learning expectations should be planned for some courses in each degree program.**

		Response Percent	Response Count
Strongly Agree		13.9%	5
<b>Agree</b>		<b>61.1%</b>	<b>22</b>
Neutral		19.4%	7
Disagree		2.8%	1
Strongly Disagree		2.8%	1
<b>answered question</b>			<b>36</b>
<b>skipped question</b>			<b>3</b>





**21. PDCCC has a clearly defined process by which curricula are established, reviewed, and evaluated.**

		Response Percent	Response Count
Strongly Agree		17.1%	6
<b>Agree</b>		<b>48.6%</b>	<b>17</b>
Neutral		28.6%	10
Disagree		5.7%	2
Strongly Disagree		0.0%	0
<b>answered question</b>			<b>35</b>
<b>skipped question</b>			<b>4</b>





**22. The faculty and administration implement and monitor general curriculum policy approved by the board.**

		Response Percent	Response Count
Strongly Agree		8.3%	3
<b>Agree</b>		<b>61.1%</b>	<b>22</b>
Neutral		25.0%	9
Disagree		5.6%	2
Strongly Disagree		0.0%	0
<b>answered question</b>			<b>36</b>
<b>skipped question</b>			<b>3</b>





**23. PDCCC provides a good preparation for subsequent transfer to a 4-year institution.**

		Response Percent	Response Count
Strongly Agree		24.3%	9
<b>Agree</b>		<b>54.1%</b>	<b>20</b>
Neutral		18.9%	7
Disagree		2.7%	1
Strongly Disagree		0.0%	0
<b>answered question</b>			<b>37</b>
<b>skipped question</b>			<b>2</b>






**24. The methods of instruction are appropriate to the goals of each course and the capabilities of the students.**

		Response Percent	Response Count
Strongly Agree		13.5%	5
<b>Agree</b>		<b>56.8%</b>	<b>21</b>
Neutral		27.0%	10
Disagree		2.7%	1
Strongly Disagree		0.0%	0
<b>answered question</b>			<b>37</b>
<b>skipped question</b>			<b>2</b>





**25. The PDCCC Web page meets students' needs.**

		Response Percent	Response Count
Strongly Agree		21.1%	8
<b>Agree</b>		<b>63.2%</b>	<b>24</b>
Neutral		10.5%	4
Disagree		5.3%	2
Strongly Disagree		0.0%	0
<b>answered question</b>			<b>38</b>
<b>skipped question</b>			<b>1</b>

**26. The Distance Learning program at PDCCC provides an effective method of instruction for students.**






		Response Percent	Response Count
Strongly Agree		19.4%	7
<b>Agree</b>		<b>44.4%</b>	<b>16</b>
Neutral		22.2%	8
Disagree		11.1%	4
Strongly Disagree		2.8%	1
<b>answered question</b>			<b>36</b>
<b>skipped question</b>			<b>3</b>

**27. Students are provided convenient, effective access to electronic bibliographic databases, whether on-site or remote to support their academic programs.**





		Response Percent	Response Count
Strongly Agree		28.6%	10
<b>Agree</b>		<b>42.9%</b>	<b>15</b>
Neutral		25.7%	9
Disagree		2.9%	1
Strongly Disagree		0.0%	0
<b>answered question</b>			<b>35</b>
<b>skipped question</b>			<b>4</b>








**28. PDCCC provides a learning environment in which scholarly and creative achievement is encouraged.**

		Response Percent	Response Count
Strongly Agree		13.2%	5
<b>Agree</b>		<b>52.6%</b>	<b>20</b>
Neutral		26.3%	10
Disagree		5.3%	2
Strongly Disagree		2.6%	1
<b>answered question</b>			<b>38</b>
<b>skipped question</b>			<b>1</b>






**29. The College Survival/Success courses at PDCCC adequately orient students to the college.**

		Response Percent	Response Count
Strongly Agree		22.2%	8
<b>Agree</b>		<b>44.4%</b>	<b>16</b>
Neutral		30.6%	11
Disagree		2.8%	1
Strongly Disagree		0.0%	0
<b>answered question</b>			<b>36</b>
<b>skipped question</b>			<b>3</b>

### 30. Faculty responsibilities are clearly defined.

		Response Percent	Response Count
Strongly Agree		16.2%	6
<b>Agree</b>		<b>51.4%</b>	<b>19</b>
Neutral		24.3%	9
Disagree		5.4%	2
Strongly Disagree		2.7%	1
<b>answered question</b>			<b>37</b>
<b>skipped question</b>			<b>2</b>





### 31. Faculty salaries are based on clearly stated criteria.

		Response Percent	Response Count
Strongly Agree		11.1%	4
Agree		38.9%	14
<b>Neutral</b>		<b>41.7%</b>	<b>15</b>
Disagree		5.6%	2
Strongly Disagree		2.8%	1
<b>answered question</b>			<b>36</b>
<b>skipped question</b>			<b>3</b>

**32. The Policies and Procedures Manual clearly sets forth the policies and procedures for:**

	Strongly Agree	Agree	Neutral	Disagree	Strongly Disagree	Response Count
Promotion	29.7% (11)	27.0% (10)	<b>32.4% (12)</b>	8.1% (3)	2.7% (1)	37
Awarding multi-year appointments	27.0% (10)	27.0% (10)	<b>43.2% (16)</b>	2.7% (1)	0.0% (0)	37
Non-renewal of probationary appointments	21.6% (8)	27.0% (10)	<b>48.6% (18)</b>	2.7% (1)	0.0% (0)	37
Terminating appointments	25.0% (9)	25.0% (9)	<b>47.2% (17)</b>	2.8% (1)	0.0% (0)	36
<b>answered question</b>						<b>37</b>
<b>skipped question</b>						<b>2</b>





**33. The college provides letters of appointment, which clearly describe the terms and conditions of employment.**

		Response Percent	Response Count
Strongly Agree		20.0%	7
<b>Agree</b>		<b>40.0%</b>	<b>14</b>
Neutral		34.3%	12
Disagree		5.7%	2
Strongly Disagree		0.0%	0
<b>answered question</b>			<b>35</b>
<b>skipped question</b>			<b>4</b>





**34. The college has a plan for the equitable and reasonable assignment of faculty responsibilities that include:**

	Strongly Agree	Agree	Neutral	Disagree	Strongly Disagree	Response Count
Classroom instruction	20.6% (7)	<b>50.0% (17)</b>	23.5% (8)	5.9% (2)	0.0% (0)	34
Academic advising	20.6% (7)	<b>52.9% (18)</b>	23.5% (8)	2.9% (1)	0.0% (0)	34
Committee membership	17.6% (6)	<b>47.1% (16)</b>	26.5% (9)	8.8% (3)	0.0% (0)	34
Guidance of student organizations	11.8% (4)	<b>52.9% (18)</b>	29.4% (10)	2.9% (1)	2.9% (1)	34
Assessment	17.6% (6)	<b>52.9% (18)</b>	23.5% (8)	5.9% (2)	0.0% (0)	34
Recruiting	11.8% (4)	38.2% (13)	<b>41.2% (14)</b>	5.9% (2)	2.9% (1)	34
<b>answered question</b>						<b>34</b>
<b>skipped question</b>						<b>5</b>





**35. The faculty evaluation plan includes an adequate statement of criteria against which the performance of the individual faculty member will be measured.**

		Response Percent	Response Count
Strongly Agree		6.3%	2
<b>Agree</b>		<b>50.0%</b>	<b>16</b>
Neutral		34.4%	11
Disagree		9.4%	3
Strongly Disagree		0.0%	0
<b>answered question</b>			<b>32</b>
<b>skipped question</b>			<b>7</b>






### 36. Faculty hold the primary responsibility for the improvement of the educational program.

		Response Percent	Response Count
Strongly Agree		23.5%	8
<b>Agree</b>		<b>47.1%</b>	<b>16</b>
Neutral		23.5%	8
Disagree		5.9%	2
Strongly Disagree		0.0%	0
<b>answered question</b>			<b>34</b>
<b>skipped question</b>			<b>5</b>





### 37. Faculty are kept informed of institutional policies.

		Response Percent	Response Count
Strongly Agree		11.4%	4
<b>Agree</b>		<b>51.4%</b>	<b>18</b>
Neutral		20.0%	7
Disagree		17.1%	6
Strongly Disagree		0.0%	0
<b>answered question</b>			<b>35</b>
<b>skipped question</b>			<b>4</b>






**38. Adjunct faculty who teach the same courses as full-time faculty consult with the full-time faculty about their courses, including content and evaluation.**

		Response Percent	Response Count
Strongly Agree		11.8%	4
<b>Agree</b>		<b>41.2%</b>	<b>14</b>
Neutral		32.4%	11
Disagree		11.8%	4
Strongly Disagree		2.9%	1
<b>answered question</b>			<b>34</b>
<b>skipped question</b>			<b>5</b>





**39. The college provides adequate opportunity to continue professional development.**

		Response Percent	Response Count
Strongly Agree		13.9%	5
<b>Agree</b>		<b>47.2%</b>	<b>17</b>
Neutral		25.0%	9
Disagree		13.9%	5
Strongly Disagree		0.0%	0
<b>answered question</b>			<b>36</b>
<b>skipped question</b>			<b>3</b>

**40. The general tone and policies of the college clearly encourage faculty members to take initiative in their own professional development.**

		Response Percent	Response Count
Strongly Agree		8.3%	3
<b>Agree</b>		<b>50.0%</b>	<b>18</b>
Neutral		22.2%	8
Disagree		13.9%	5
Strongly Disagree		5.6%	2
<b>answered question</b>			<b>36</b>
<b>skipped question</b>			<b>3</b>

**41. The college provides an adequate number of faculty to support its educational programs.**

		Response Percent	Response Count
Strongly Agree		0.0%	0
<b>Agree</b>		<b>33.3%</b>	<b>12</b>
Neutral		27.8%	10
<b>Disagree</b>		<b>33.3%</b>	<b>12</b>
Strongly Disagree		5.6%	2
<b>answered question</b>			<b>36</b>
<b>skipped question</b>			<b>3</b>

**42. Faculty have input into policy decisions.**





		Response Percent	Response Count
Strongly Agree		11.4%	4
Agree		34.3%	12
Neutral		34.3%	12
Disagree		20.0%	7
Strongly Disagree		0.0%	0
<b>answered question</b>			<b>35</b>
<b>skipped question</b>			<b>4</b>

**43. College learning resources are adequate and available for all faculty and enrolled students.**





		Response Percent	Response Count
Strongly Agree		16.7%	6
Agree		50.0%	18
Neutral		27.8%	10
Disagree		5.6%	2
Strongly Disagree		0.0%	0
<b>answered question</b>			<b>36</b>
<b>skipped question</b>			<b>3</b>








**44. Library staff work cooperatively with faculty in assisting students to use resource materials effectively.**

		Response Percent	Response Count
Strongly Agree		24.2%	8
<b>Agree</b>		<b>45.5%</b>	<b>15</b>
Neutral		27.3%	9
Disagree		3.0%	1
Strongly Disagree		0.0%	0
<b>answered question</b>			<b>33</b>
<b>skipped question</b>			<b>6</b>






**45. Most courses have at least one library assignment.**

		Response Percent	Response Count
Strongly Agree		10.0%	3
<b>Agree</b>		<b>40.0%</b>	<b>12</b>
Neutral		36.7%	11
Disagree		13.3%	4
Strongly Disagree		0.0%	0
<b>answered question</b>			<b>30</b>
<b>skipped question</b>			<b>9</b>

**46. The library is accessible to evening students.**

		Response Percent	Response Count
Strongly Agree		2.9%	1
<b>Agree</b>		<b>65.7%</b>	<b>23</b>
Neutral		22.9%	8
Disagree		2.9%	1
Strongly Disagree		5.7%	2
<b>answered question</b>			<b>35</b>
<b>skipped question</b>			<b>4</b>





**47. Library collections for essential references and specialized program resources are available at each campus/site/location.**

		Response Percent	Response Count
Strongly Agree		12.1%	4
<b>Agree</b>		<b>57.6%</b>	<b>19</b>
Neutral		15.2%	5
Disagree		12.1%	4
Strongly Disagree		3.0%	1
<b>answered question</b>			<b>33</b>
<b>skipped question</b>			<b>6</b>





**48. PDCCC effectively embeds general education competencies into its curriculum which results in students being competent in:**

	<b>Strongly Agree</b>	<b>Agree</b>	<b>Neutral</b>	<b>Disagree</b>	<b>Strongly Disagree</b>	<b>Response Count</b>
Ability to write clearly	25.7% (9)	<b>48.6% (17)</b>	17.1% (6)	8.6% (3)	0.0% (0)	35
Ability to communication orally	25.7% (9)	<b>51.4% (18)</b>	17.1% (6)	5.7% (2)	0.0% (0)	35
Ability to apply mathematical & quantitative reasoning skills	25.7% (9)	<b>45.7% (16)</b>	17.1% (6)	8.6% (3)	2.9% (1)	35
Ability to apply critical thinking and problem-solving skills	22.9% (8)	<b>45.7% (16)</b>	20.0% (7)	11.4% (4)	0.0% (0)	35
Ability to apply scientific reasoning skills	20.0% (7)	<b>48.6% (17)</b>	20.0% (7)	11.4% (4)	0.0% (0)	35
Ability to apply information literacy & library skills	22.9% (8)	<b>48.6% (17)</b>	25.7% (9)	2.9% (1)	0.0% (0)	35
Understanding of culture and society	17.1% (6)	<b>51.4% (18)</b>	31.4% (11)	0.0% (0)	0.0% (0)	35
Ability to apply the knowledge of wellness necessary for a healthy lifestyle	20.0% (7)	<b>42.9% (15)</b>	37.1% (13)	0.0% (0)	0.0% (0)	35
<b>answered question</b>						<b>35</b>
<b>skipped question</b>						<b>4</b>






**49. The college effectively uses information technology in the curricula, which results in the students acquiring basic competencies in the use of computers.**

		Response Percent	Response Count
Strongly Agree		17.6%	6
<b>Agree</b>		<b>58.8%</b>	<b>20</b>
Neutral		17.6%	6
Disagree		5.9%	2
Strongly Disagree		0.0%	0
<b>answered question</b>			<b>34</b>
<b>skipped question</b>			<b>5</b>





**50. The use of information technology resources at the college supports the planning function and education programs.**

		Response Percent	Response Count
Strongly Agree		22.9%	8
<b>Agree</b>		<b>51.4%</b>	<b>18</b>
Neutral		20.0%	7
Disagree		5.7%	2
Strongly Disagree		0.0%	0
<b>answered question</b>			<b>35</b>
<b>skipped question</b>			<b>4</b>






**51. PDCCC conducts a systematic effective program of undergraduate advising.**

		Response Percent	Response Count
Strongly Agree		2.9%	1
<b>Agree</b>		<b>48.6%</b>	<b>17</b>
Neutral		28.6%	10
Disagree		14.3%	5
Strongly Disagree		5.7%	2
<b>answered question</b>			<b>35</b>
<b>skipped question</b>			<b>4</b>






**52. Faculty advisors meet with their advisees at least once per semester to discuss their progress.**

		Response Percent	Response Count
Strongly Agree		6.1%	2
Agree		36.4%	12
<b>Neutral</b>		<b>45.5%</b>	<b>15</b>
Disagree		12.1%	4
Strongly Disagree		0.0%	0
<b>answered question</b>			<b>33</b>
<b>skipped question</b>			<b>6</b>

**53. Counselors are available to meet students' needs.**

		Response Percent	Response Count
Strongly Agree		16.2%	6
<b>Agree</b>		<b>56.8%</b>	<b>21</b>
Neutral		21.6%	8
Disagree		2.7%	1
Strongly Disagree		2.7%	1
<b>answered question</b>			<b>37</b>
<b>skipped question</b>			<b>2</b>

**54. Organizational structure and responsibilities of administrators are clearly defined and made known to faculty and staff.**

		Response Percent	Response Count
Strongly Agree		8.1%	3
<b>Agree</b>		<b>37.8%</b>	<b>14</b>
Neutral		16.2%	6
Disagree		29.7%	11
Strongly Disagree		8.1%	3
<b>answered question</b>			<b>37</b>
<b>skipped question</b>			<b>2</b>





**55. The college administration has allocated resources in an effective manner to accomplish the institutional goals.**

		Response Percent	Response Count
Strongly Agree		11.4%	4
<b>Agree</b>		<b>37.1%</b>	<b>13</b>
Neutral		20.0%	7
Disagree		25.7%	9
Strongly Disagree		5.7%	2
<b>answered question</b>			<b>35</b>
<b>skipped question</b>			<b>4</b>






**56. Programs offered by PDCCC Workforce Development adequately serve the needs of the community.**

		Response Percent	Response Count
Strongly Agree		16.2%	6
<b>Agree</b>		<b>59.5%</b>	<b>22</b>
Neutral		21.6%	8
Disagree		0.0%	0
Strongly Disagree		2.7%	1
<b>answered question</b>			<b>37</b>
<b>skipped question</b>			<b>2</b>

**57. A workforce component is embedded in most courses.**




		Response Percent	Response Count
Strongly Agree		3.1%	1
Agree		37.5%	12
<b>Neutral</b>		<b>50.0%</b>	<b>16</b>
Disagree		9.4%	3
Strongly Disagree		0.0%	0
<b>answered question</b>			<b>32</b>
<b>skipped question</b>			<b>7</b>

**58. The college budget planning is preceded by sound educational planning.**

		Response Percent	Response Count
Strongly Agree		5.9%	2
<b>Agree</b>		<b>41.2%</b>	<b>14</b>
Neutral		38.2%	13
Disagree		8.8%	3
Strongly Disagree		5.9%	2
<b>answered question</b>			<b>34</b>
<b>skipped question</b>			<b>5</b>



**59. The college's institutional advancement program is directly related to the purpose of the institution.**

		Response Percent	Response Count
Strongly Agree		18.2%	6
Agree		48.5%	16
Neutral		33.3%	11
Disagree		0.0%	0
Strongly Disagree		0.0%	0
<b>answered question</b>			<b>33</b>
<b>skipped question</b>			<b>6</b>

**60. Please provide any additional comments/suggestions that may be useful in improving the quality of the College's services.**

	Response Count
	9
<b>answered question</b>	<b>9</b>
<b>skipped question</b>	<b>30</b>